

TCVN 7284-5 : 2005

ISO 3098-5 : 1997

Xuất bản lần 1



**TÀI LIỆU KỸ THUẬT CHO SẢN PHẨM - CHỮ VIẾT -
PHẦN 5: BẢNG CHỮ CÁI LATINH, CHỮ SỐ VÀ
DẤU DỪNG CHO HỆ THỐNG CAD**

Technical product documentation - Lettering

Part 5: CAD Lettering of the Latin alphabet, numerals and marks

Lời nói đầu

TCVN 7284-5 : 2005 hoàn toàn tương đương ISO 3098-5 : 1997.

TCVN 7284-5 : 2005 do Ban kỹ thuật tiêu chuẩn TCVN/TC 10 *Bản vẽ kỹ thuật* biên soạn, Tổng cục Tiêu chuẩn Đo lường Chất lượng đề nghị, Bộ Khoa học và Công nghệ ban hành.

Tài liệu kỹ thuật cho sản phẩm - Chữ viết -

Phần 5: Bảng chữ cái Latinh, chữ số và dấu dùng cho hệ thống CAD

Technical product documentation - Lettering

Part 5: CAD Lettering of the Latin alphabet, numerals and marks

1 Phạm vi áp dụng

Tiêu chuẩn này qui định các yêu cầu chung đối với chữ viết, số và dấu dùng cho các hệ thống vẽ và thiết kế có sự trợ giúp của máy tính (CAD) phù hợp với tất cả các phần khác của tiêu chuẩn Việt Nam, được sử dụng trong các tài liệu kỹ thuật (trên các bản vẽ kỹ thuật nói riêng).

Tiêu chuẩn này bao gồm những qui ước cơ bản cũng như các qui tắc dùng cho các ứng dụng chữ viết có sử dụng kỹ thuật chữ viết số hoá và các hệ thống vẽ bằng máy tính.

2 Tài liệu viện dẫn

TCVN 7284-0 : 2003 (ISO 3098-0 : 1997), Tài liệu kỹ thuật cho sản phẩm - Chữ viết - Phần 0: Yêu cầu chung.

ISO/TR10623 : 1991, Technical product documentation - Requirements for computer-aided design and draughting - Vocabulary (Tài liệu kỹ thuật cho sản phẩm - Yêu cầu đối với các hệ thống vẽ và thiết kế trên máy tính - Từ vựng).

3 Định nghĩa

Tiêu chuẩn này sử dụng các định nghĩa trong TCVN 7284-0 : 2003. Ngoài ra tiêu chuẩn còn sử dụng các định nghĩa dùng cho các hệ thống vẽ và thiết kế có trợ giúp của máy tính trong ISO/TR 10623.

3.1

Bố trí khoảng cách tỷ lệ (proportional spacing arrangement)

Bố trí các ký tự theo hướng viết, trong đó khoảng cách giữa các ký tự phụ thuộc vào chiều rộng thực tế của chúng.

3.2

Bố trí khoảng cách cố định (tabular spacing arrangement)

Bố trí các ký tự theo hướng viết, trong đó khoảng cách giữa các ký tự là cố định tại các vị trí đã định trước, không phụ thuộc vào chiều rộng thực tế của các ký tự.

4 Yêu cầu chung

Các yêu cầu chung đối với chữ viết dùng trong các hệ thống thiết kế có máy tính trợ giúp, được qui định trong TCVN 7284 -0: 2003 (ISO3098 - 0).

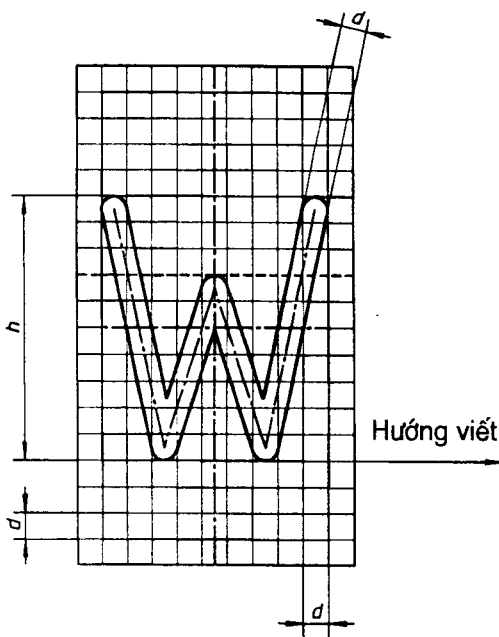
5 Yêu cầu đối với chữ viết dùng trong hệ thống CAD

5.1 Các kiểu chữ viết cho CAD bao gồm

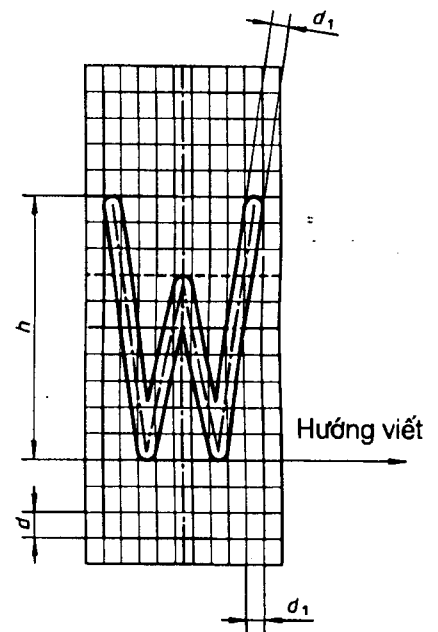
- Chữ kiểu CB, chữ đứng (V): Xem Hình 1 (Ưu tiên dùng).
- Chữ kiểu CB, chữ nghiêng (S).
- Chữ kiểu CA, chữ đứng (V): Xem Hình 2.
- Chữ kiểu CA, chữ nghiêng (S).

Các kích thước của kiểu chữ dùng trong CAD được qui định trong Bảng 1.

CHÚ THÍCH: Khác với chữ kiểu CB, chiều rộng các ký tự (theo hướng viết) và chiều rộng của nét chữ trong kiểu CA có thể được giảm đi $\sqrt{2}$ lần (Để tạo ra chữ gần đúng với kiểu A theo TCVN 7284 - 0: 2003).



Hình 1



Hình 2

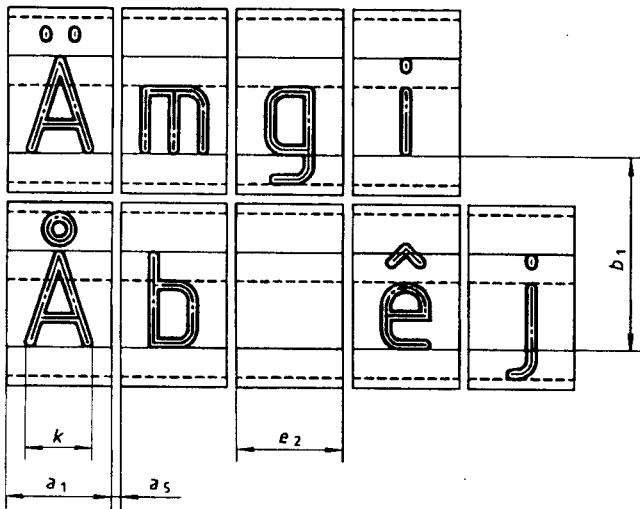
5.2 Các loại bố trí khoảng cách như sau

- Bố trí khoảng cách cố định (T): Xem Hình 3.
- Bố trí khoảng cách tỷ lệ (P): Xem Hình 4.

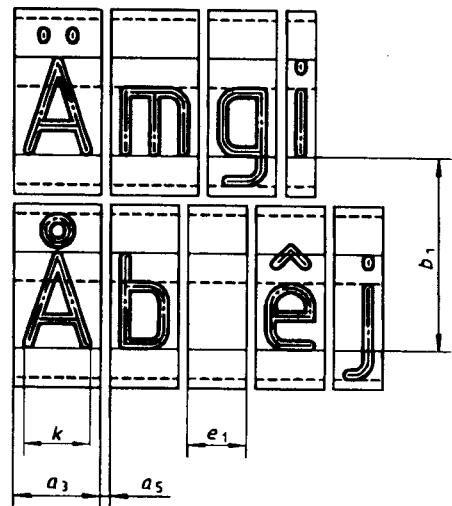
5.3 Mỗi ký tự của một bộ ký tự được đặt vào trong một hộp ký tự

Các thành phần của các ký tự phải được xác định vị trí một hệ thống lưới. Bất kỳ một ký tự nào của một bộ ký tự cũng phải đáp ứng được các chỉ tiêu sau đây:

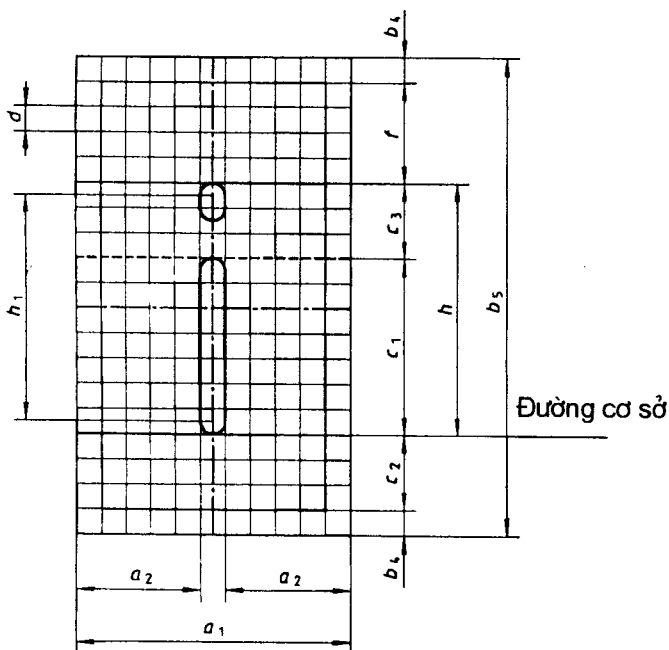
- Kích thước (xem Hình 5 và Hình 6), hình dáng và vị trí;
- Kiểu bố trí khoảng cách (xem Hình 3 và Hình 4).
- Các điểm điều chỉnh bên trong hộp ký tự (xem Hình 7).



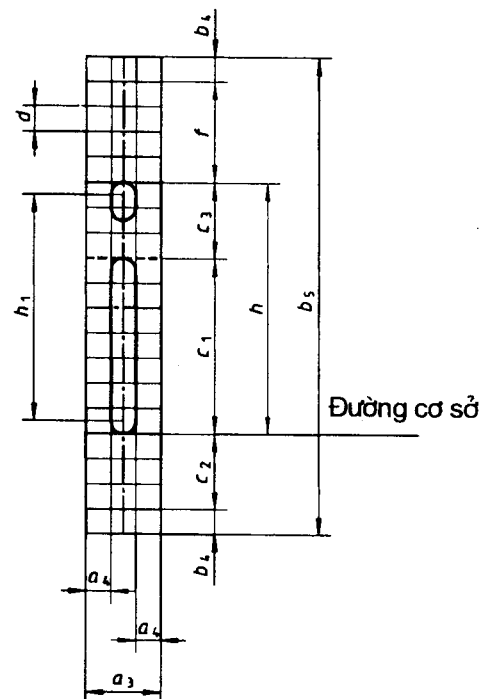
Hình 3



Hình 4



Hình 5



Hình 6

Bảng 1 - Kích thước của chữ viết kiểu CB và CA.

Đặc tính	Nhân với h	Kích thước (mm)																		
		1,8	2,5	3,5	5	7	10	14	20	28	38									
Chiều cao chữ	h	(10/10)h																		
Chiều cao chữ viết thường	c_1	(7/10)h	1,26	1,75	2,5 ³⁾	3,5	5 ³⁾	7	10	14	20									
Duôi chữ viết thường	c_2	(3/10)h	0,54	0,75	1,05	1,5	2,1	3	4,2	6										
Dầu của chữ viết thường	c_3																			
Vùng để ghi dấu (chữ hoa)	f	(4/10)h	0,72	1	1,4	2	2,8	4	5,6	8										
Chiều rộng của bất kỳ ký tự nào (chữ kiểu CB) ¹⁾	k		Xem điều 8, các Bảng 3 đến Bảng 8																	
Chiều cao đường trung tâm	h_1	(9/10)h	1,62	2,25	3,15	4,5	6,3	9	12,6	18										
Chiều rộng của hộp ký tự (chữ kiểu CB) ¹⁾	T	a_1	(11/10)h	1,98	2,75	3,85	5,5	7,7	11	15,4	22									
	P	a_3	[(2/10)h]+k	Xem điều 8, các Bảng 3 đến Bảng 8																
Khoảng cách giữa các đường đáy ²⁾	b_1	(19/10)h	3,42	4,75	6,65	9,5	13,3	19	26,6	38										
	b_3	(19/10)h																		
Khoảng cách theo phương nằm ngang giữa hộp ký tự và ký tự (chữ viết kiểu CB) ¹⁾	T	a_2	($a_1 - k$)/2	Xem điều 8, các Bảng 3 đến Bảng 8																
	P	a_4	(1/10)h																	
Khoảng cách theo phương thẳng đứng giữa hộp ký tự và ký tự	b_4	(1/10)h	0,18	0,25	0,35	0,5	0,7	1	1,4	2										
	b_4	(1/10)h																		
Chiều rộng nét	Chữ viết kiểu CB	d	(1/10)h																	
	Chữ viết kiểu CA	d_1	(1/14)h	0,13 ³⁾	0,18 ³⁾	0,25	0,35	0,5	0,7 ³⁾	1	1,4 ³⁾									
Khoảng cách giữa các từ (chữ viết kiểu CB) ¹⁾	P	e_1	(6/10)h	1,08	1,5	2,1	3	4,2	6	8,4	12									
	T	e_2	(11/10)h	1,98	2,75	3,85	5,5	7,7	11	15,4	22									
Khoảng cách giữa các hộp ký tự	a_5	≥ 0																		

- Đổi với các chữ viết kiểu CA, giá trị của các kích thước $k, a_1, a_2, a_3, a_4, e_1$ và e_2 đọc tính toán bằng cách chia các giá trị tương ứng của chữ viết kiểu CB cho $\sqrt{2}$
- Dạng chữ: Chữ viết hoa và chữ viết thường có dấu; khoảng cách là b_1 và b_3 , xem. TCVN7284-0 : 2003.
- Các giá trị đã quy tròn.

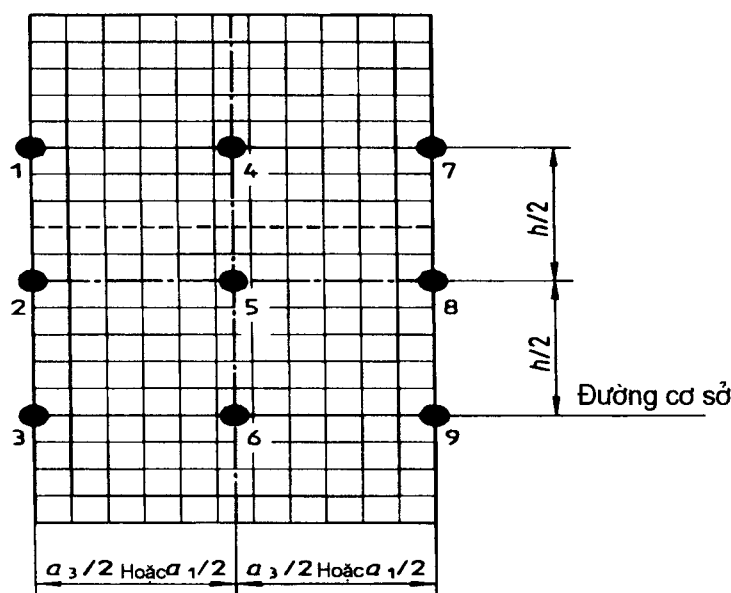
6 Căn chỉnh

Mỗi ký tự, mỗi dòng chữ và mỗi vùng có nhiều dòng chữ phải có một điểm căn chỉnh.

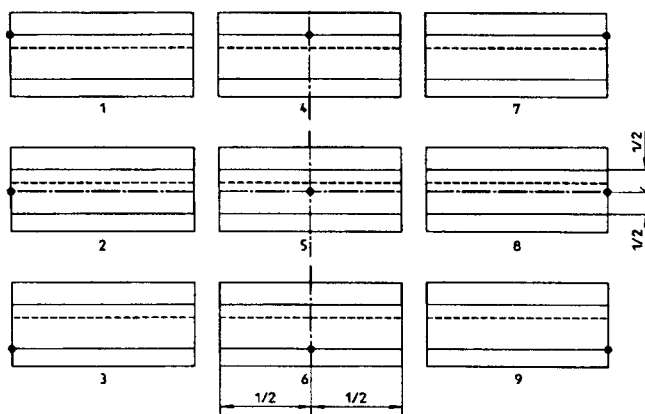
Chỉ dẫn và vị trí của các điểm căn chỉnh cho trong Bảng 2 và các Hình 7 và Hình 8. Nếu các trị số được viết dưới dạng thập phân, việc căn chỉnh phải tuân theo dấu thập phân (dấu phẩy¹⁾). Xem ví dụ ở Hình 9.

Bảng 2 - Chỉ dẫn các điểm căn chỉnh

Hướng		Năm ngang		
		Trái	Giữa	Phải
Thẳng đứng	Trên	1	4	7
	Giữa	2	5	8
	Dưới	3	6	9

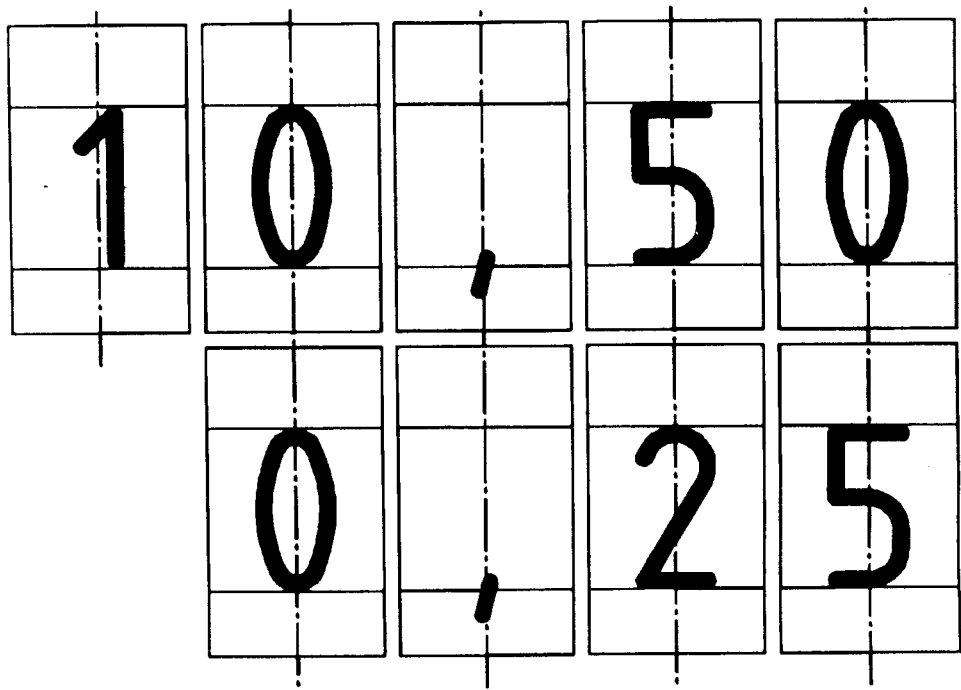


Hình 7



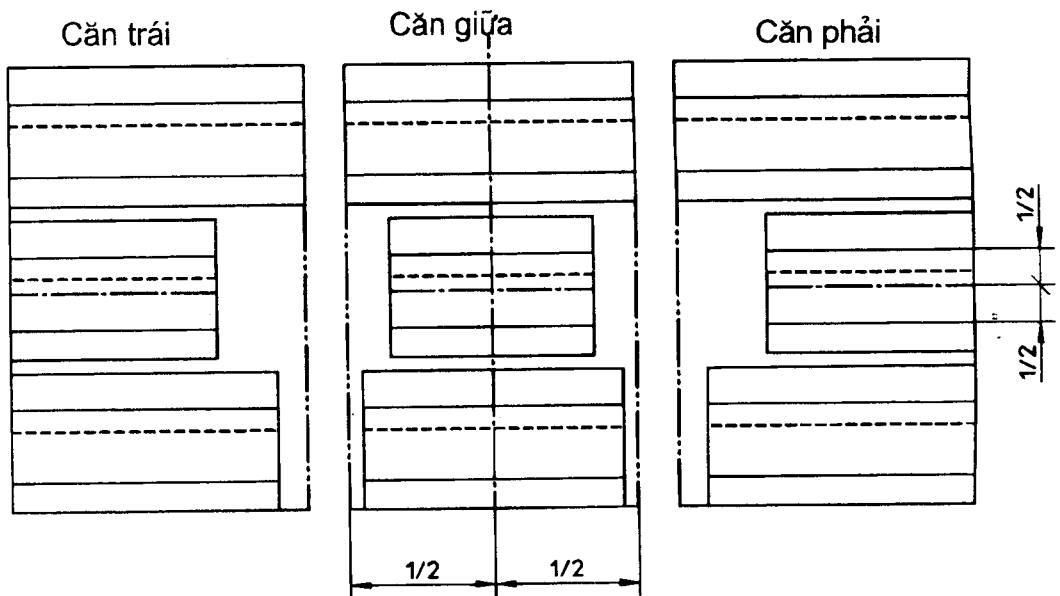
Hình 8

1) Xem hướng dẫn IEC/ISO - Phần 3, 1997. 6.6.7.1.



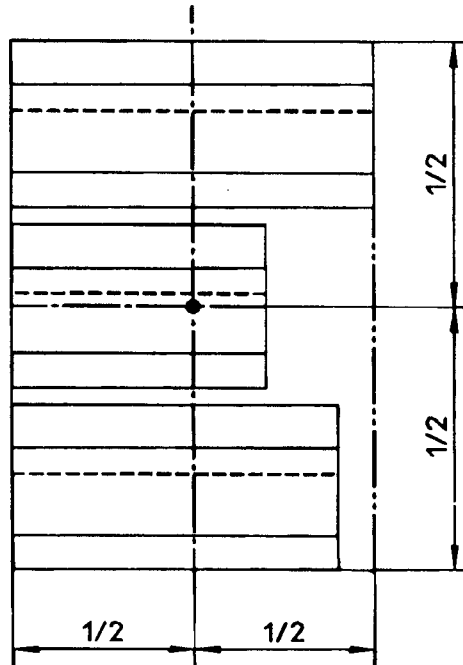
Hình 9

Một số dòng chữ nằm trong một vùng chứa chữ, có thể được căn trái, căn giữa hoặc căn phải (xem Hình 10).



Hình 10

Một ví dụ về vị trí của điểm căn chỉnh đối với một vùng chữ hoàn chỉnh, được nêu ở Hình 11.



Hình 11

7 Ký hiệu

Mỗi bộ ký tự của loại chữ viết dùng cho hệ thống thiết kế có máy tính trợ giúp (CAD) phải được ký hiệu phù hợp với TCVN7284 -0: 2003.

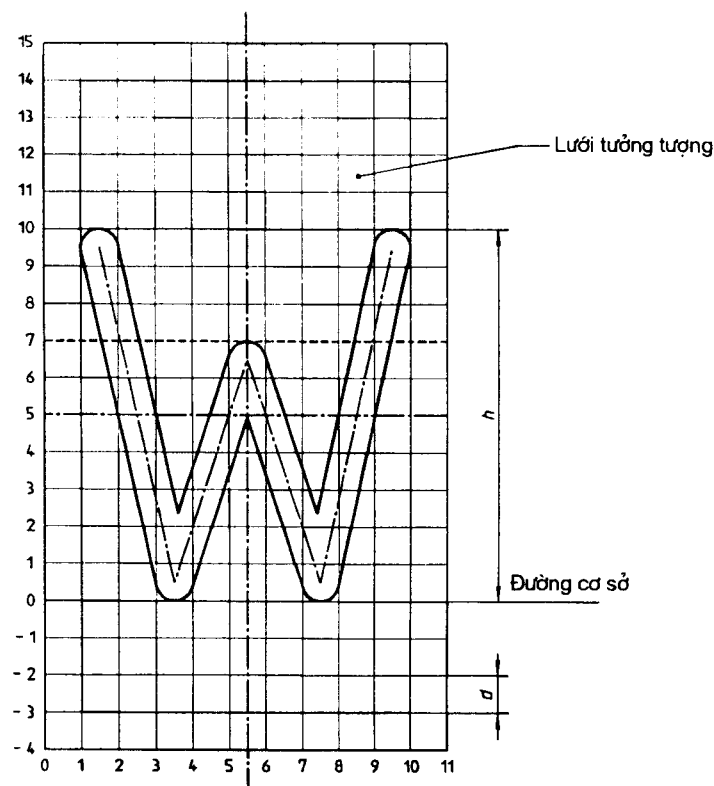
VÍ DỤ: Một bộ ký tự chữ viết kiểu CB, bố trí khoảng cách tỷ lệ, chữ đứng, chữ cái Latinh, khổ chữ 3,5 mm phải ký hiệu như sau:

Chữ viết TCVN-5: 2005 - CB PVL - 3,5.

8 Hình dáng các ký tự

Các ký tự của chữ viết kiểu CB đã nêu trong Bảng 3 đến Bảng 6, được biểu diễn bên trong một lưới tưởng tượng. Lưới này cần dùng để nhận rõ vị trí và tỷ lệ.

Ví dụ, trên Hình 12 biểu diễn một ký tự bên trong một lưới tưởng tượng.



Hình 12

Chỉ dẫn các ký tự trong các Bảng 3 đến Bảng 6 được trình bày như sau:

a) Các chữ số đứng trước dấu gạch xiên, chỉ loại ký tự

001/ ... đến 100/ ... chữ cái in (Bảng 3)

101/ ... đến 200/ ... chữ cái thường (Bảng 4)

201/ ... đến 300/ ... Số (Bảng 5)

301/ ... đến 400/ ... Dấu (Bảng 6)

b) Các chữ số đứng sau dấu vạch xiên, chỉ dấu của các chữ cái.

.../00: Không có dấu

.../01: Dấu huyền

... /02: Dấu sắc

... /03: Dấu mũ

... /04: Dấu ngã

... /05: Dấu hai chấm trên

... /06: Dấu tròn trên

... /07: Dấu sắc kép

... /08: Dấu mũ ngược

... /09: Dấu mũ ngược - cong

... /10: Dấu ngang trên

... /11: Dấu chấm trên

.../12: Dấu gạch xiên dưới

.... /13: Dấu gạch xiên giữa

.... /14: Dấu gạch xiên trong







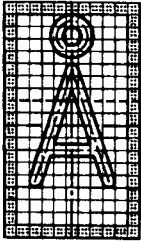




.... /15 Dấu gạch ngang

.... /16: Dấu gạch ngang dưới


.... /17: Nguyên âm đôi ghép với e

.... /18: Chữ viết đặc bi

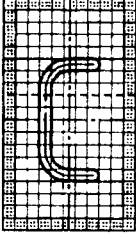
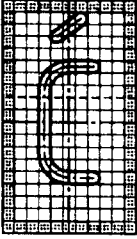




Bảng 3 - Chữ cái in và dấu

				
<p>001/00</p>	<p>001/01</p>	<p>001/02</p>	<p>001/03</p>	<p>001/04</p>
				
<p>001/05</p>	<p>001/06</p>			
<p>001/09</p>	<p>001/10</p>			<p>001/12</p>
				<p>001/17</p>




Bảng 3 - Chữ cái in và dấu (tiếp theo)

 002/00				










Bảng 3 - Chữ cái in và dấu (Tiếp theo)

 <p>003/00</p>		 <p>003/02</p>	 <p>003/03</p>	
				 <p>003/08</p>
			 <p>003/11</p>	 <p>003/12</p>


Bảng 3- Chữ cái in và dấu (Tiếp theo)

 <p>004/00</p>				
				 <p>004/08</p>
			 <p>004/15</p>	






Bảng 3 - Chữ cái in và dấu (tiếp theo)

 <p>005/00</p>	 <p>005/01</p>	 <p>005/02</p>	 <p>005/03</p>	
	 <p>005/05</p>			 <p>005/08</p>
		 <p>005/10</p>	 <p>005/11</p>	 <p>005/12</p>




Bảng 2 - Chữ cái in và dấu (Tiếp theo)

 <p>006/00</p>				











Bảng 3 - Chữ cái in và dấu (tiếp theo)

 <p>007/00</p>			 <p>007/03</p>	
	 <p>007/09</p>		 <p>007/11</p>	 <p>007/12</p>



Bảng 3 - Chữ cái in và dấu (tiếp theo)

 <p>008/00</p>			 <p>008/03</p>	
			 <p>008/15</p>	



Bảng 3 - Chữ cái in và dấu (Tiếp theo)

 <p>009/00</p>	 <p>009/01</p>	 <p>009/02</p>	 <p>009/03</p>	 <p>009/04</p>
	 <p>009/05</p>			 <p>009/08</p>
		 <p>009/10</p>	 <p>009/11</p>	 <p>009/12</p>



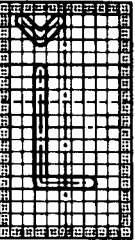
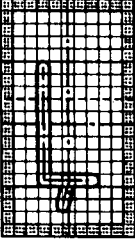
Bảng 3 - Chữ cái in và dấu (tiếp theo)

 010/00			 010/03	


Bảng 3 - Chữ cái in và dấu (tiếp theo)

 011/00				
				 011/12






Bảng 3 - Chữ cái in và dấu (tiếp theo)

 <p>012/00</p>		 <p>012/02</p>		
				 <p>012/08</p>
				 <p>012/12</p>










Bảng 3 - Chữ cái in và dấu (tiếp theo)

 <p>013/00</p>				


Bảng 3 - Chữ cái in và dấu (tiếp theo)

 <p>014/00</p>		 <p>014/02</p>		 <p>014/04</p>
				 <p>014/08</p>
				 <p>014/12</p>

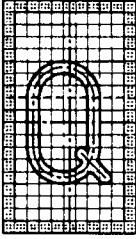
Bảng 3 - Chữ cái in và dấu (tiếp theo)

 <p>015/00</p>	 <p>015/01</p>	 <p>015/02</p>	 <p>015/03</p>	 <p>015/04</p>
	 <p>015/05</p>		 <p>015/07</p>	
		 <p>015/10</p>		
	 <p>015/13</p>			



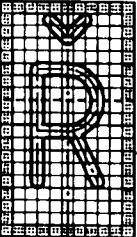
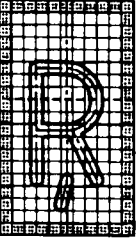
Bảng 3 - Chữ cái in và dấu (tiếp theo)

 <p>016/00</p>				



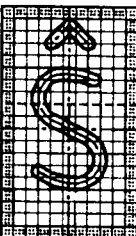


Bảng 3 - Chữ cái in và dấu (tiếp theo)

 017/00				





Bảng 3 - Chữ cái in và dấu (tiếp theo)

 <p>018/00</p>		 <p>018/02</p>		
				 <p>018/08</p>
				 <p>018/12</p>

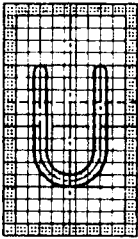
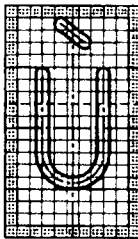
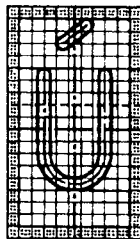
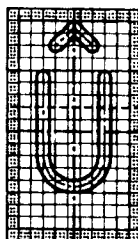
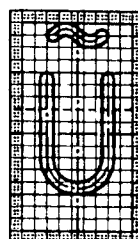
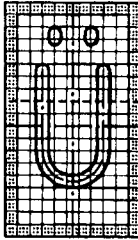
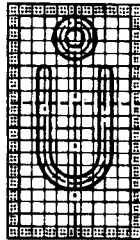
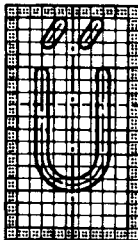
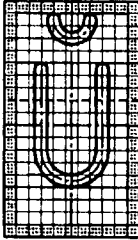
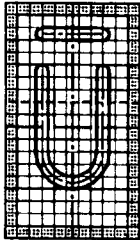
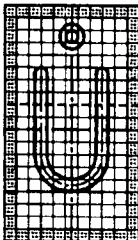
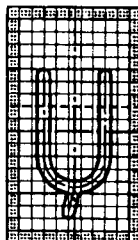
Bảng 3 - Chữ cái in và dấu (tiếp theo)


				
019/00		019/02	019/03	 019/08
				 019/12

Bảng 3 - Chữ cái in và dấu (tiếp theo)


 <p>020/00</p>				
				 <p>020/08</p>
				 <p>020/12</p>
		 <p>020/14</p>		

Bảng 3 - Chữ cái in và dấu (tiếp theo)

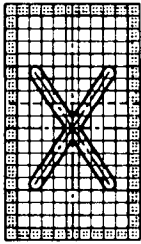
 <p>021/00</p>	 <p>021/01</p>	 <p>021/02</p>	 <p>021/03</p>	 <p>021/04</p>
	 <p>021/05</p>	 <p>021/06</p>	 <p>021/07</p>	
	 <p>021/09</p>	 <p>021/10</p>	 <p>021/11</p>	 <p>021/12</p>



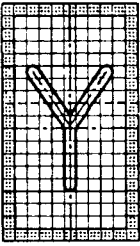
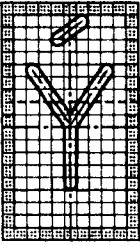
022/00

 023/00				

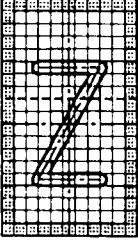
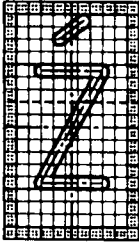


Bảng 3 - Chữ cái in và dấu (tiếp theo)

 024/00				






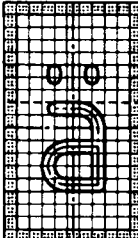

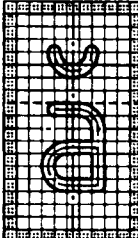


Bảng 3 - Chữ cái in và dấu (tiếp theo)

 025/00		 025/02		

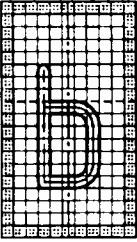
Bảng 3 - Chữ cái in và dấu (Kết thúc)

 <p>026/00</p>		 <p>026/02</p>		
				 <p>026/08</p>
			 <p>026/11</p>	

Bảng 4 - Chữ cái thường và dấu

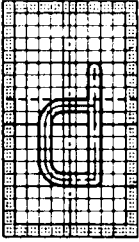
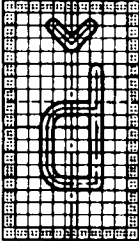
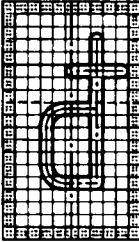
 <p>101/00</p>	 <p>101/01</p>	 <p>101/02</p>	 <p>101/03</p>	 <p>101/04</p>
	 <p>101/05</p>	 <p>101/06</p>		
	 <p>101/09</p>	 <p>101/10</p>		
	 <p>101/17</p>			


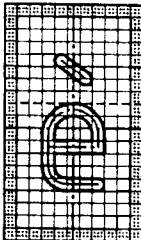

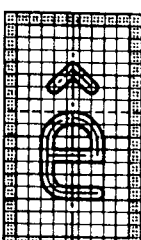
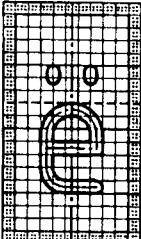



Bảng 4 - Chữ cái thường và dấu (tiếp theo)


 <p>102/00</p>				

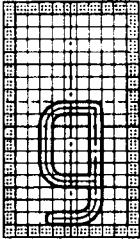

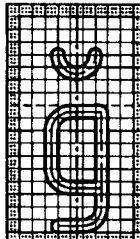
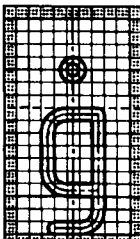
Bảng 4 - Chữ cái thường và dấu (tiếp theo)

<p>103/00</p>		<p>103/02</p>	<p>103/03</p>	<p data-bbox="1228 965 1313 1000">103/08</p>
				<p data-bbox="1228 1306 1313 1341">103/12</p>

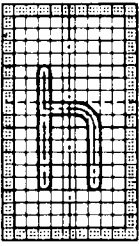
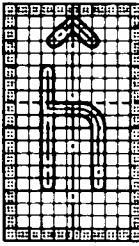

 <p>104/00</p>				
				 <p>104/08</p>
			 <p>104/15</p>	

 <p>105/00</p>	 <p>105/01</p>	 <p>105/02</p>	 <p>105/03</p>	
	 <p>105/05</p>			 <p>105/08</p>
			 <p>105/11</p>	 <p>105/12</p>

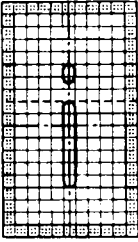




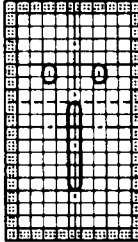


 <p>106/00</p>				

 <p>107/00</p>			 <p>107/03</p>	
	 <p>107/09</p>		 <p>107/11</p>	

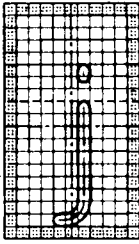
Bảng 4 - Chữ cái thường và dấu (tiếp theo)

 <p>108/00</p>			 <p>108/03</p>	
			 <p>108/15</p>	

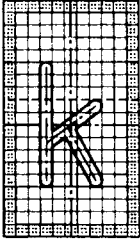
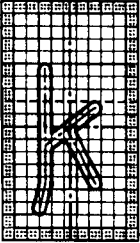
Bảng 4 - Chữ cái thường và dấu (tiếp theo)

 <p>109/00</p>	 <p>109/01</p>	 <p>109/02</p>	 <p>109/03</p>	 <p>109/04</p>
	 <p>109/05</p>			
		 <p>109/10</p>		 <p>109/12</p>

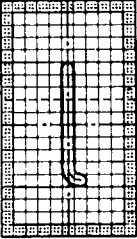
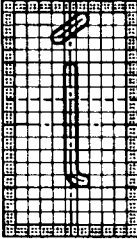


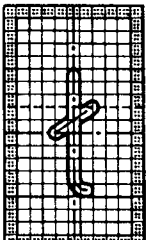
Bảng 4 - Chữ cái thường và dấu (tiếp theo)

 <p>110/00</p>				

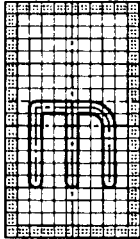
Bảng 4 - Chữ cái thường và dấu (tiếp theo)

 111/00				
				 111/12

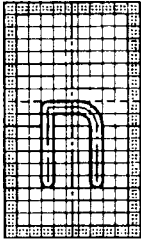
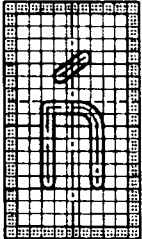
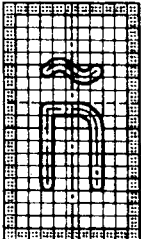
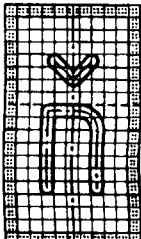
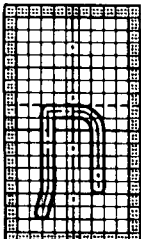
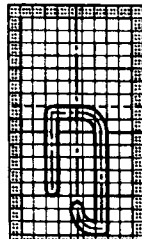
Bảng 4 - Chữ cái thường và dấu (tiếp theo)

				
<p>112/00</p>		<p>112/02</p>		
				<p>112/08</p>
				
				
		<p>112/13</p>		

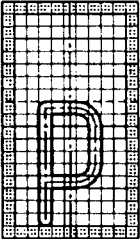
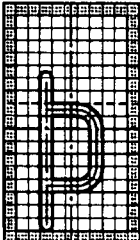
Bảng 4 - Chữ cái thường và dấu (tiếp theo)

 <p>113/00</p>				

Bảng 4 - Chữ cái thường và dấu (tiếp theo)

 <p>114/00</p>		 <p>114/02</p>		 <p>114/04</p>
				 <p>114/08</p>
				 <p>114/12</p>
		 <p>114/18</p>		

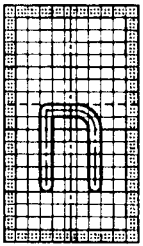
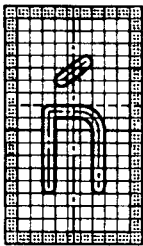
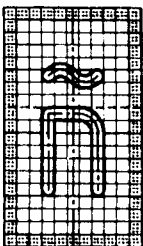
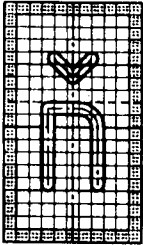
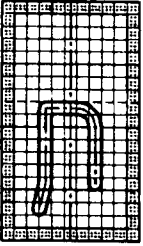
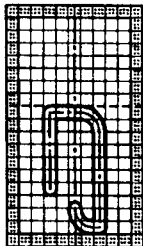
Bảng 4 - Chữ cái thường và dấu (tiếp theo)

 <p>116/00</p>				
		 <p>116/18</p>		

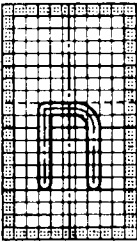
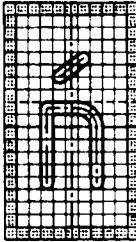
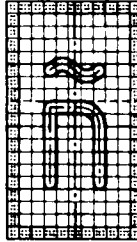
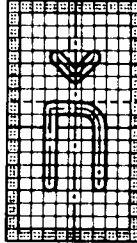
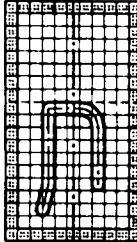
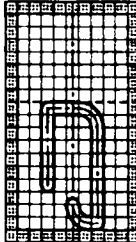
Bảng 4 - Chữ cái thường và dấu (tiếp theo)

113/00				

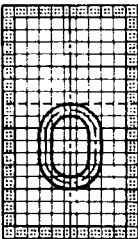




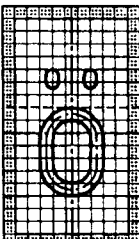





Bảng 4 - Chữ cái thường và dấu (tiếp theo)

 <p>114/00</p>		 <p>114/02</p>		 <p>114/04</p>
				 <p>114/08</p>
				 <p>114/12</p>
		 <p>114/18</p>		

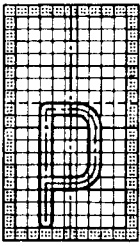

Bảng 4 - Chữ cái thường và dấu (tiếp theo)

 <p>114/00</p>		 <p>114/02</p>		 <p>114/04</p>
				 <p>114/08</p>
				 <p>114/12</p>
		 <p>114/18</p>		


Bảng 4 - Chữ cái thường và dấu (tiếp theo)

 <p>115/00</p>	 <p>115/01</p>	 <p>115/02</p>	 <p>115/03</p>	 <p>115/04</p>
	 <p>115/05</p>		 <p>115/07</p>	
		 <p>115/10</p>		
	 <p>115/13</p>			 <p>115/16</p>
	 <p>115/17</p>			

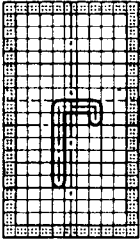



Bảng 4 - Chữ cái thường và dấu (tiếp theo)

 <p>116/00</p>				
		 <p>116/18</p>		





Bảng 4 - Chữ cái thường và dấu (tiếp theo)

 117/00				





Bảng 4 - Chữ cái thường và dấu (tiếp theo)

 <p>118/00</p>		 <p>118/02</p>		
				 <p>118/08</p>
				 <p>118/12</p>

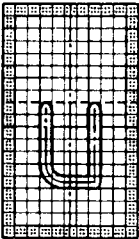
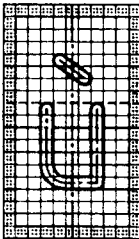
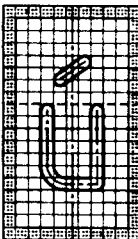
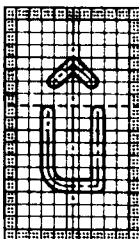
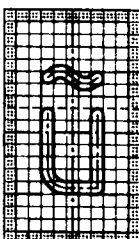
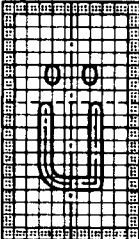

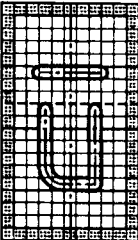
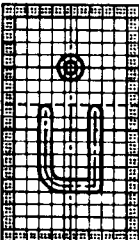
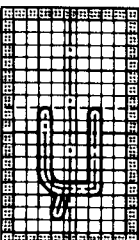
Bảng 4 - Chữ cái thường và dấu (tiếp theo)

 <p>119/00</p>			 <p>119/03</p>	
				 <p>119/08</p>
				 <p>119/12</p>


Bảng 4 - Chữ cái thường và dấu (tiếp theo)

 <p>120/00</p>				
				 <p>120/08</p>
				 <p>120/12</p>
		 <p>120/14</p>		


Bảng 4 - Chữ cái thường và dấu (tiếp theo)

 <p>121/00</p>	 <p>121/01</p>	 <p>121/02</p>	 <p>121/03</p>	 <p>121/04</p>
	 <p>121/05</p>		 <p>121/07</p>	
		 <p>121/10</p>	 <p>121/11</p>	 <p>121/12</p>


Bảng 4 - Chữ cái thường và dấu (tiếp theo)

 <p>122/00</p>				




Bảng 4 - Chữ cái thường và dấu (tiếp theo)

 123/00				

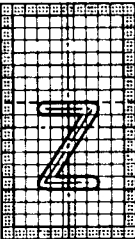
Bảng 4 - Chữ cái thường và dấu (tiếp theo)

 124/00				

Bảng 4 - Chữ cái thường và dấu (tiếp theo)

 <p>125/00</p>		 <p>125/02</p>		
			 <p>125/07</p>	

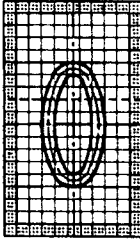

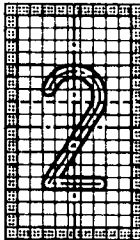

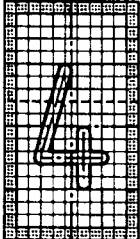
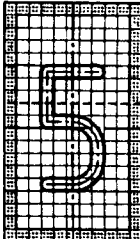





Bảng 4 - Chữ cái thường và dấu (tiếp theo)

 <p>126/00</p>				


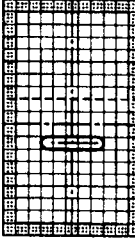





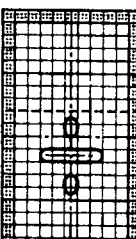

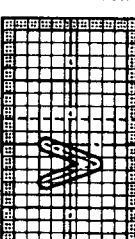
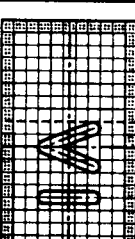
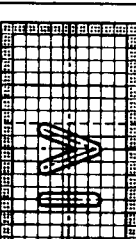
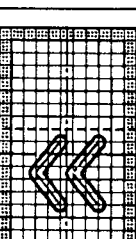
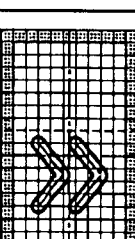


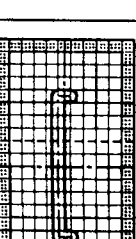
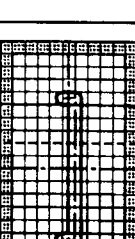


Bảng 4 - Chữ cái thường và dấu (Kết thúc)

127/00				















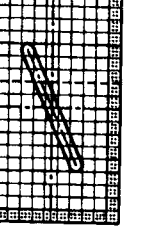

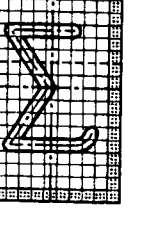


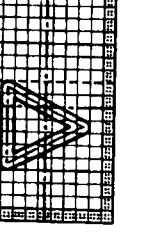
Bảng 5 - Số

 <p>201</p>	 <p>202</p>	 <p>203</p>
 <p>204</p>	 <p>205</p>	 <p>206</p>
 <p>207</p>	 <p>208^{a)}</p>	 <p>209^{a)}</p>
 <p>210</p>	 <p>211</p>	

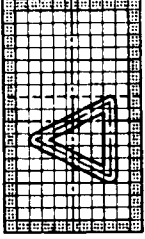


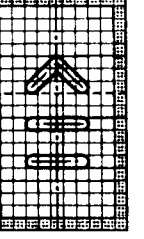
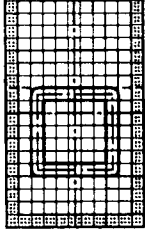


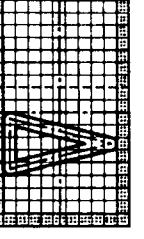



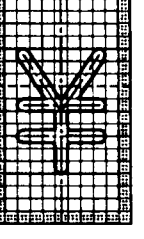
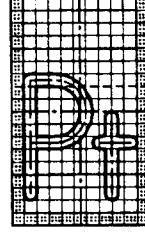



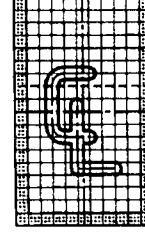
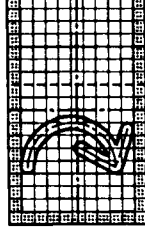
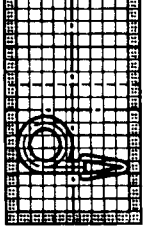

Bảng 6- Dấu

 <p>301</p>	 <p>302</p>	 <p>303</p>	 <p>304</p>
 <p>305</p>	 <p>306</p>	 <p>307</p>	 <p>308</p>
 <p>309</p>	 <p>310</p>	 <p>311</p>	 <p>312</p>
 <p>313</p>	 <p>314</p>	 <p>315</p>	 <p>316</p>
 <p>317</p>	 <p>318</p>	 <p>319</p>	 <p>320</p>

Bảng 6- Dấu (tiếp theo)

 <p>321</p>	 <p>322</p>	 <p>323</p>	 <p>324</p>
 <p>325</p>	 <p>326</p>	 <p>327</p>	 <p>328</p>
 <p>329</p>	 <p>330</p>	 <p>331</p>	 <p>332</p>
 <p>333</p>	 <p>334</p>	 <p>335</p>	 <p>336</p>
 <p>337</p>	 <p>338</p>	 <p>339</p>	 <p>340</p>

Bảng 6- Dấu (Kết thúc)

 <p>341</p>	 <p>342</p>	 <p>343</p>	 <p>344</p>
 <p>345</p>	 <p>346</p>	 <p>347</p>	 <p>348</p>
 <p>349</p>	 <p>350</p>	 <p>351</p>	 <p>352</p>
 <p>353</p>	 <p>354</p>	 <p>355</p>	 <p>356</p>
 <p>357</p>	 <p>358</p>	 <p>359</p>	 <p>360</p>